

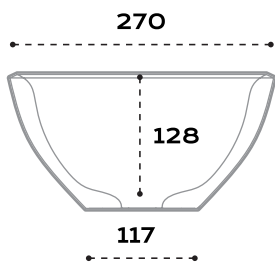


merwe
**WADI
 BASIN**

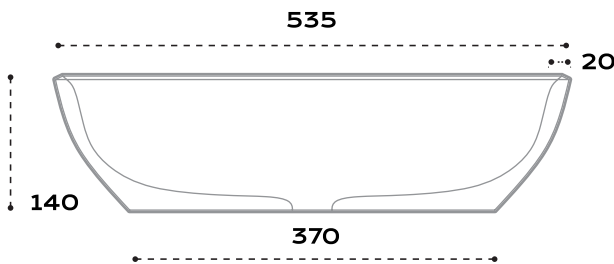
Basin Technical Data Sheet

DIMENSIONS 535 x 270 x 140 mm
PRODUCT CODE SMB001
MATERIAL Solid Surface
FINISH Matt or Gloss
OVERFLOW No Overflow
WEIGHT 5 kg
PACKED WEIGHT 6 kg
PACKING DIM. 610 x 350 x 220 mm
WATER CAPACITY
WASTE SYSTEM SWClackBasin
WASTE SIZE 40 mm

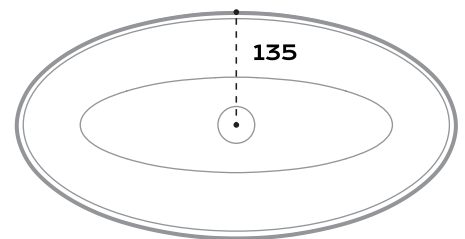
*Also available in bronze.



side view



front view



top view