

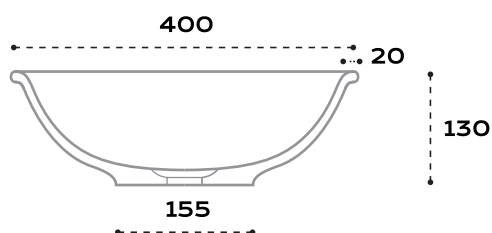


merwe

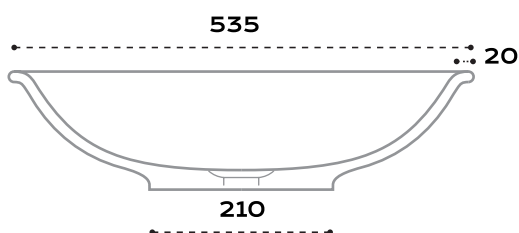
LOCH BASIN

Basin Technical Data Sheet

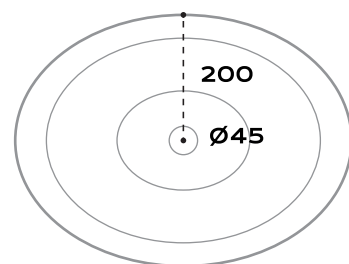
DIM. 535 x 400 x 130 mm
PRODUCT CODE SMB003
MATERIAL Solid Surface
FINISH Matte or Gloss
OVERFLOW No Overflow
WEIGHT 5 kg
PACKED WEIGHT 6 kg
PACKING DIM. 610 x 480 x 210 mm
WATER CAPACITY
WASTE SYSTEM SWClackBasin
QUICK CLACK SIZE 32 mm



side view



front view



top view